

PRODUCT INFORMATION:

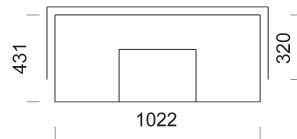
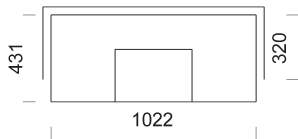
Thermal energy:	35,8 kWh
Energy efficiency:	79 %
CO%:	0,10 %
Heat storage capacity:	
	100 % after 5,7 hours
	50 % after 19,5 hours
	25 % after 31,0 hours

PRODUCT NUMBERS:

Product	Product number	Weight kg	Height mm
CENTRIO CERAMIC	1TWC	1145	1255
CENTRIO PL CERAMIC	1TWPC	1140	1255

NEEDED FOR ASSEMBLY:

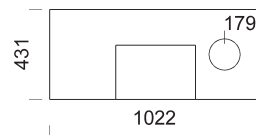
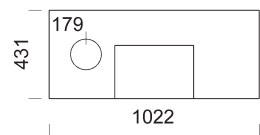
* Mortar 1 x 25 kg (not included in NunnaUuni delivery)



CENTRIO CERAMIC
Blanco

CENTRIO CERAMIC
Negro

CENTRIO CERAMIC
Nieve



CENTRIO PL CERAMIC

PL = Top connection

PRODUCT INFORMATION

	BAKING OVEN / BAKING SPACE		FIREWOOD			FLUE CALCULATION VALUES ⁽¹⁾				MAX. FLUE TEMPERATURE IN SECURITY TEST
	Width [mm]	Depth [mm]	Length fireplace / cooker [cm]	Max amount of wood [kg]	Length baking oven [cm]	Flue gas temperature [°C]	Min. flue draught [Pa]	Mass flow [g/s]	Flue connection Ø (min.)	Temperature °C
Centrio Ceramic / Centrio PL Ceramic	-	-	33	10,5	-	299	-13,6	17	150	392

FLUE CONNECTION TABLE

	RECOMMENDED FLUE [mm]				FLUE CONNECTION MEASUREMENTS [mm]			INCOMING AIR		
	approx. 150x150	approx. 150x200	approx. 150x300	round Ø	[A]	[B]	[C]	Incoming air pipe location L [mm]	Replacement air unit	Burning air approx. m³/h
Centrio Ceramic	x	x	-	160	150-180	250	350	264	920006	35 - 50
Centrio PL Ceramic	-	-	-	150	-	-	-	264	920006	35 - 50

SAFETY DISTANCES TO COMBUSTIBLE MATERIALS

	According to EN 15250			
	Behind	On the sides	Top	Front
Centrio Ceramic / Centrio PL Ceramic	50	150	200	1000

1) The flue calculation values apply for countries that require flue calculation in accordance with the DIN 18160 and DIN EN 13384 standards. It is recommendable to contact chimney sweeper beforehand.

NOTES!

The recommended minimum flue height is 5 m. In countries where the flue calculation is required, should the calculation be done according to the instructions and regulations of the flue calculation.

A damper designed for adjusting the draft is always recommended for a flue connection or flue. In the picture you can see the Finnish version.

Country- and region-specific regulations must be adhered to when installing the fireplace

