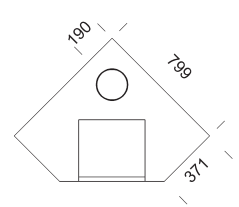
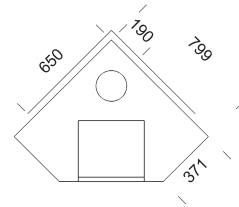
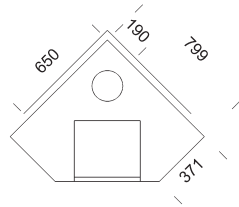
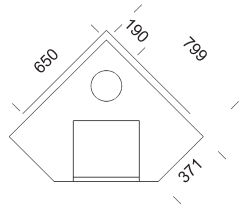


HESTIA ANGOLO SOLO CERAMIC



HESTIA ANGOLO SOLO CERAMIC
Blanco

HESTIA ANGOLO SOLO CERAMIC
Negro

HESTIA ANGOLO SOLO CERAMIC
Nieve

HESTIA ANGOLO SOLO PL CERAMIC

PL = Top connection

PRODUCT INFORMATION:

Thermal energy:	58,6 kWh,	PL: 60,5 kWh
Energy efficiency:	85 %,	PL: 88 %
CO%:	0,09 %,	PL: 0,09 %
Heat storage capacity:		
	100 % after 6,6 hours,	PL: after 7,8 hours
	50 % after 21,9 hours,	PL: after 25,9 hours
	25 % after 35,5 hours,	PL: after 42,0 hours

PRODUCT NUMBERS:

Product	Product number	Weight kg	Height mm
HESTIA ANGOLO SOLO CERAMIC	2KSC	1785	1831
HESTIA ANGOLO SOLO PL CERAMIC	2KSPC	1870	1831

NEEDED FOR ASSEMBLY:

* Mortar 1 x 25 kg (not included in NunnaUuni delivery)

PRODUCT INFORMATION

	BAKING OVEN / BAKING SPACE		FIREWOOD			FLUE CALCULATION VALUES ⁽¹⁾				MAX. FLUE TEMPERATURE IN SECURITY TEST
	Width [mm]	Depth [mm]	Length fireplace / cooker [cm]	Max amount of wood [kg]	Length baking oven [cm]	Flue gas temperature [°C]	Min. flue draught [Pa]	Mass flow [g/s]	Flue connection Ø (min.)	Temperature °C
Hestia Angolo Solo Ceramic	384	356	33	16	-	216	-12	17	160	362
Hestia Angolo Solo PL Ceramic	384	356	33	16	-	179	-12	17	180	362

FLUE CONNECTION TABLE

	RECOMMENDED FLUE [mm]				FLUE CONNECTION MEASUREMENTS [mm]			INCOMING AIR			
	approx. 150x150	approx. 150x200	approx. 150x300	round Ø	[A]	[B]	[C]	Incoming air pipe location L [mm]	Replacement air unit	HRT	Burning air approx. m³/h
Hestia Angolo Solo Ceramic	-	x	x	160-210	150-180	250	350	662	-	920006	35 - 50
Hestia Angolo Solo PL Ceramic	-	-	-	180	-	-	-	662	-	920006	35 - 50

SAFETY DISTANCES TO COMBUSTIBLE MATERIALS

	According to EN 15250			
	Behind	On the sides	Top	Front
Hestia Angolo Solo Ceramic	50	300	200	1000
Hestia Angolo Solo PL Ceramic	50	300	200	1000

¹⁾ The flue calculation values apply for countries that require flue calculation in accordance with the DIN 18160 and DIN EN 13384 standards. It is recommendable to contact chimney sweeper beforehand.

NOTES!

The recommended minimum flue height is 5 m. In countries where the flue calculation is required, should the calculation be done according to the instructions and regulations of the flue calculation.

A damper designed for adjusting the draft is always recommended for a flue connection or flue. In the picture you can see the Finnish version.

Country- and region-specific regulations must be adhered to when installing the fireplace

