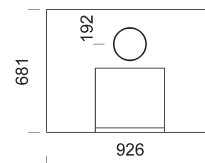
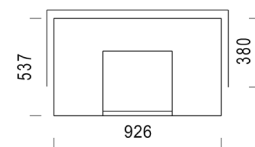
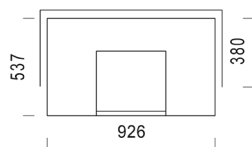
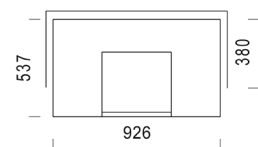


HESTIA SOLO CERAMIC



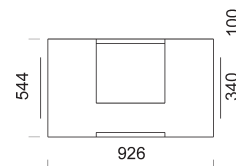
HESTIA SOLO CERAMIC
Blanco

HESTIA SOLO CERAMIC
Negro

HESTIA SOLO CERAMIC
Nieve

HESTIA SOLO PL CERAMIC

PL = Top connection



HESTIA SOLO 180 CERAMIC

PRODUCT INFORMATION:

Thermal energy:	59 kWh,	PL: 60,8 kWh
Energy efficiency:	86 %,	PL: 88 %
CO%:	0,09 %,	PL: 0,09 %
Heat storage capacity:		
	100 % after 6,6 hours,	PL: after 8,1 hours
	50 % after 22,0 hours,	PL: after 26,8 hours
	25 % after 35,5 hours,	PL: after 43,3 hours

PRODUCT NUMBERS:

Product	Product number	Weight kg	Height mm
HESTIA SOLO CERAMIC	2SC	1710	1831
HESTIA SOLO PL CERAMIC	2SPC	2180	1831
HESTIA SOLO 180 CERAMIC	2SC180	1710	1831

NEEDED FOR ASSEMBLY:

* Mortar 1 x 25 kg (not included in NunnaUuni delivery)

PRODUCT INFORMATION

	BAKING OVEN / BAKING SPACE		FIREWOOD			FLUE CALCULATION VALUES ⁽¹⁾				MAX. FLUE TEMPERATURE IN SECURITY TEST
	Width [mm]	Depth [mm]	Length fireplace / cooker [cm]	Max amount of wood [kg]	Length baking oven [cm]	Flue gas temperature [°C]	Min. flue draught [Pa]	Mass flow [g/s]	Flue connection Ø (min.)	Temperature °C
Hestia Solo Ceramic	384	356	33	16	-	208	-12	17	160	295
Hestia Solo PL Ceramic	384	356	33	16	-	173	-12	17	180	362
Hestia Solo 180 Ceramic	384	356	33	16	-	208	-12	17	160	295

FLUE CONNECTION TABLE

	RECOMMENDED FLUE [mm]				FLUE CONNECTION MEASUREMENTS [mm]			INCOMING AIR			
	approx. 150x150	approx. 150x200	approx. 150x300	round Ø	[A]	[B]	[C]	Incoming air pipe location L [mm]	Replacement air unit	HRT	Burning air approx. m³/h
Hestia Solo Ceramic	-	x	x	160-210	150-180	250	350	370	-	920006	35 - 50
Hestia Solo PL Ceramic	-	-	-	180	-	-	-	514	-	920006	35 - 50
Hestia Solo 180 Ceramic	-	x	x	160-210	150-180	250	350	370	-	920006	35 - 50

SAFETY DISTANCES TO COMBUSTIBLE MATERIALS

	According to EN 15250			
	Behind	On the sides	Top	Front
Hestia Solo Ceramic	50	200	200	1000
Hestia Solo PL Ceramic	50	200	200	1000
Hestia Solo 180 Ceramic	1000	200	200	1000

¹⁾ The flue calculation values apply for countries that require flue calculation in accordance with the DIN 18160 and DIN EN 13384 standards. It is recommendable to contact chimney sweeper beforehand.

NOTES!

The recommended minimum flue height is 5 m. In countries where the flue calculation is required, should the calculation be done according to the instructions and regulations of the flue calculation.

A damper designed for adjusting the draft is always recommended for a flue connection or flue. In the picture you can see the Finnish version.

Country- and region-specific regulations must be adhered to when installing the fireplace

