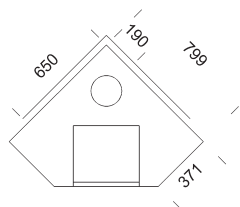
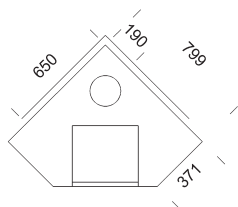


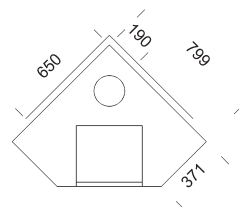
JOYA ANGOLO CERAMIC



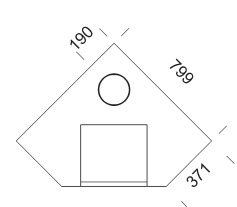
JOYA ANGOLO CERAMIC
Blanco



JOYA ANGOLO CERAMIC
Negro



JOYA ANGOLO CERAMIC
Nieve



JOYA ANGOLO PL CERAMIC

PL = Top connection

PRODUCT INFORMATION:

Thermal energy:	60,1 kWh,	PL: 58,0 kWh
Energy efficiency:	85 %,	PL: 84 %
CO%:	0,09 %,	PL: 0,10 %
Heat storage capacity:		
	100 % after 5,1 hours,	PL: after 5,7 hours
	50 % after 21,6 hours,	PL: after 21,6 hours
	25 % after 41,6 hours,	PL: after 36,3 hours

PRODUCT NUMBERS:

Product	Product number	Weight kg	Height mm
JOYA ANGOLO CERAMIC	2KTC	1610	1543
JOYA ANGOLO PL CERAMIC	2KTPC	1675	1543

NEEDED FOR ASSEMBLY:

* Mortar 1 x 25 kg (not included in NunnaUuni delivery)

PRODUCT INFORMATION

	BAKING OVEN / BAKING SPACE		FIREWOOD			FLUE CALCULATION VALUES ⁽¹⁾				MAX. FLUE TEMPERATURE IN SECURITY TEST
	Width [mm]	Depth [mm]	Length fireplace / cooker [cm]	Max amount of wood [kg]	Length baking oven [cm]	Flue gas temperature [°C]	Min. flue draught [Pa]	Mass flow [g/s]	Flue connection Ø (min.)	Temperature °C
Joya Angolo Ceramic	-	-	33	16	-	239	-12	16	160	334
Joya Angolo PL Ceramic	-	-	33	16	-	208	-12	20	180	312

FLUE CONNECTION TABLE

	RECOMMENDED FLUE [mm]				FLUE CONNECTION MEASUREMENTS [mm]			INCOMING AIR			
	approx. 150x150	approx. 150x200	approx. 150x300	round Ø	[A]	[B]	[C]	Incoming air pipe location L [mm]	Replacement air unit	HRT	Burning air approx. m³/h
Joya Angolo Ceramic	x	x	x	160-210	150-180	250	350	662	-	920006	35 - 50
Joya Angolo PL Ceramic	-	-	-	180	-	-	-	662	-	920006	35 - 50

SAFETY DISTANCES TO COMBUSTIBLE MATERIALS

	According to EN 15250			
	Behind	On the sides	Top	Front
Joya Angolo Ceramic	50	250	200	1000
Joya Angolo PL Ceramic	50	250	200	1000

¹⁾ The flue calculation values apply for countries that require flue calculation in accordance with the DIN 18160 and DIN EN 13384 standards. It is recommendable to contact chimney sweeper beforehand.

NOTES!

The recommended minimum flue height is 5 m. In countries where the flue calculation is required, should the calculation be done according to the instructions and regulations of the flue calculation.

A damper designed for adjusting the draft is always recommended for a flue connection or flue. In the picture you can see the Finnish version.

Country- and region-specific regulations must be adhered to when installing the fireplace

