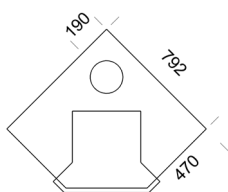
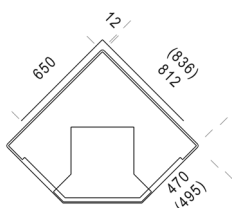


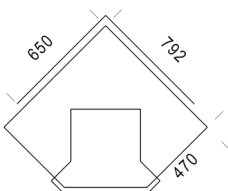
VEGA ANGOLO



VEGA ANGOLO PL



VEGA ANGOLO-1



VEGA ANGOLO-2

PRODUCT INFORMATION:

Thermal energy:	58,1 kWh,	PL: 59,2 kWh
Energy efficiency:	84 %,	PL: 86 %
CO%:	0,10 %,	PL: 0,10 %
Heat storage capacity:		
	100% after 7,2 hours,	PL: after 7,4 hours
	50% after 23,9 hours,	PL: after 24,6 hours
	25% after 39,4 hours,	PL: after 40,5 hours

PRODUCT NUMBER:

Product	Product number	Weight kg	Height mm
VEGA ANGOLO	2KET	1640	1536
VEGA ANGOLO-1	2KET-1	1700	1536
VEGA ANGOLO-2	2KET-2	1650	1536
VEGA ANGOLO PL	2KETP	1720	1536

NEEDED FOR ASSEMBLY:

* Mortar 1 x 25 kg (not included in NunnaUuni delivery)

PL = Top connection

PRODUCT INFORMATION

	BAKING OVEN / BAKING SPACE		FIREWOOD			FLUE CALCULATION VALUES ⁽¹⁾				MAX. FLUE TEMPERATURE IN SECURITY TEST
	Width [mm]	Depth [mm]	Length fireplace / cooker [cm]	Max amount of wood [kg]	Length baking oven [cm]	Flue gas temperature [°C]	Min. flue draught [Pa]	Mass flow [g/s]	Flue connection Ø	Temperature °C
Vega Angolo	-	-	33	16	-	238	-12	17	180	362
Vega Angolo PL	-	-	33	16	-	213	-12	17	180	362

FLUE CONNECTION TABLE

	RECOMMENDED FLUE [mm]				FLUE CONNECTION MEASUREMENTS [mm]			INCOMING AIR			
	approx. 150x150	approx. 150x200	approx. 150x300	round Ø	[A]	[B]	[C]	Incoming air pipe location L [mm]	Replacement air unit	HRT	Burning air approx. m³/h
Vega Angolo	-	x	x	180-210	150-180	250	350	736	-	920006	35 - 50
Vega Angolo PL	-	-	-	180	-	-	-	736	-	920006	35 - 50

SAFETY DISTANCES TO COMBUSTIBLE MATERIALS

	According to EN 15250			
	Behind	On the sides	Top	Front
Vega Angolo	50	1000	200	1000
Vega Angolo PL	50	1000	200	1000

¹⁾ The flue calculation values apply for countries that require flue calculation in accordance with the DIN 18160 and DIN EN 13384 standards. It is recommendable to contact chimney sweeper beforehand.

NOTES!

The recommended minimum flue height is 5 m with Ø180 mm. In countries where the flue calculation is required, should the calculation be done according to the instructions and regulations of the flue calculation.

A damper designed for adjusting the draft is always recommended for a flue connection or flue. In the picture you can see the Finnish version.

Country- and region-specific regulations must be adhered to when installing the fireplace

